



Self-contained ice maker - Sprayer system Daily production up to 73 kg


| | |
|---------------|----------------------|
| Hotel | ████████████████████ |
| Restaurant | ████████████████████ |
| Fast food | ████████████████████ |
| Bar | ████████████████████ |
| Disco | ████████████████████ |
| Fish market | ████████████████████ |
| Supermarket | ████████████████████ |
| Medical & SPA | ████████████████████ |
| Industry | ████████████████████ |

► Position n°



► Features & Plus

- Compact and crystal cube
- AISI 304 SS Scotch Brite finish
- Tropical class +43°C
- Adjustable Stainless Steel feet
- Removable and cleanable air filter
- Air or water cooling system
- Easy cleanable internal rounded surfaces
- HCFC-Free insulated storage
- RoHS Free
- Disappearing insulated door
- Electromechanical operation
- ON-OFF rocker switch
- Standard and special voltages
- HFC Free
- Automatic Washing system



Green-Tech Design



Side openings for better ventilation

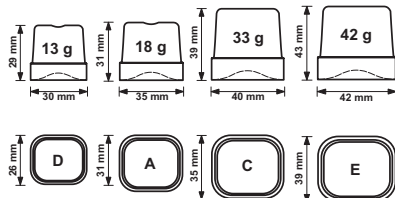


Double water inlet (W models only)



Plug-in electrical connection

► Available ice cube size



► Prod. 24h

| Air temp. | Water temp. | kg | lbs | | |
|-----------|-------------|-------|-------|------|-------|
| | | 10° C | 50° F | 7° C | 45° F |
| 21° C | 70° F | 15° C | 60° F | 72 | 159 |

► Certifications available for this model



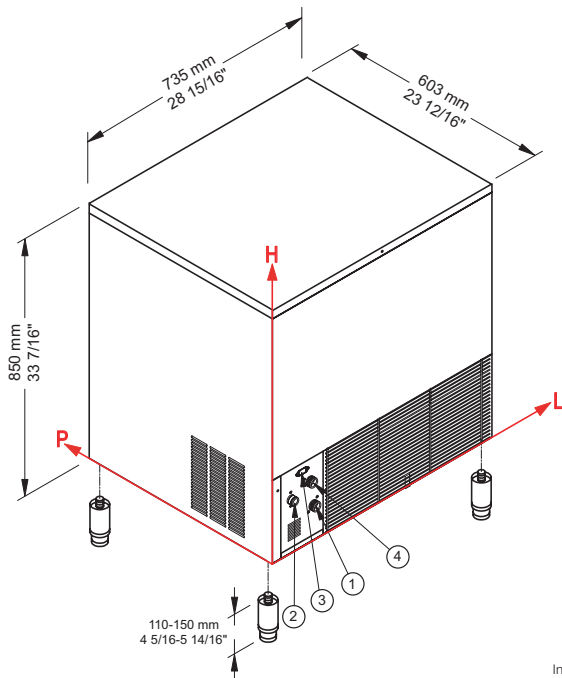


Ice Cube

CB 640 HC



Self-contained ice maker - Sprayer system Daily production up to 73 kg



Installation



► Working conditions

- Location: **Indoor**

| | Min | Max |
|----------------------|-----------------|-----------------|
| Ambient temperature | +10° C / +50° F | +43° C / 110° F |
| Water temperature | +3° C / +37° F | +32° C / +90° F |
| Voltage | -10% | +10% |
| Water inlet pressure | 1bar (14 psi) | 6bar (84 psi) |

► Performances

| | Air temperature | Water temperature | | | | | |
|--|-----------------|-------------------|---------|-------|---------|-------|---------|
| | | 7° C | 45° F | 15° C | 60° F | 21° C | 70° F |
| | 10° C | 73 kg | | | | | |
| | 50° F | | 161 lbs | | | | |
| | 21° C | | | 72 kg | | | |
| | 70° F | | | | 159 lbs | | |
| | 32° C | | | | | 62 kg | |
| | 90° F | | | | | | 137 lbs |

► Connections

All measures are referred to the rear bottom-left corner (L-H-Ø)

- ① Water in.: 1116 mm / 4 9/16" - 285 mm / 11 4/16" - 3/4" ② Water out.: 54 mm / 2 2/16" - 245 mm / 9 10/16" - 24 mm / 15/16"
- ③ Electrical connections: 100 mm / 3 15/16" - 252 mm / 9 15/16" ④ Cond. water in: 124 mm / 4 14/16" - 208 mm / 8 3/16" - 3/4"
- ④ Only for water cooling systems

► Technical information

| | |
|---------------------------|----------------------------|
| Production in 24h | 72 kg / 159 lbs |
| Store capacity, up to | 40 kg / 88 lbs |
| Cooling system | A - W |
| Kind of cube | A-18g, C-33g, D-13g, E-42g |
| Refrigerant | R290 |
| Standard voltage | 220-240 V ~ 50 Hz |
| Average power consumption | 590 W |
| Fuse | 10 A |
| Electrical consumption | 22 kWh/100kg |

| | |
|----------------------------|--|
| Water consumption | A: 4 l/kg - 47,9 gal/100 lbs |
| | W: 16 l/kg - 191,7 gal/100 lbs |
| Sizes (L-P-H mm) | 735 - 603 - 850 |
| (L-P-H in) | 28 15/16 - 23 12/16 - 33 7/16 |
| Sizes with pack (L-P-H mm) | 780 - 640 - 1015 |
| (L-P-H in) | 30 11/16 - 25 3/16 - 39 15/16 |
| Net weight | 67 kg / 148 lbs |
| Gross weight | 79 kg / 174 lbs |
| Finish | AISI 304 stainless steel, scotch brite |

All the technical information must be considered at the following conditions:

Sizes without feet

Standard Cube (18 g)

Ambient temperature +21° C

Water temperature +15° C

Electrical consumption at +32° C (standard voltage)

Average power consumption at +43° C (standard voltage)

Models and specifications are subject to change without notice

Rev. 00 - Issued October 2021



www.bremaice.it
info@bremaicegroup.it

We are Brema

