



Self-contained ice maker - Sprayer system Daily production up to 32 kg


Hotel	████████████████████
Restaurant	████████████████████
Fast food	████████████████████
Bar	████████████████████
Disco	████████████████████
Fish market	████████████████████
Supermarket	████████████████████
Medical & SPA	████████████████████
Industry	████████████████████

► Position n°



► Features & Plus

- Compact and crystal cube
- AISI 304 SS Scotch Brite finish
- Tropical class +43°C
- Removable and cleanable air filter
- Air or water cooling system
- Easy cleanable internal rounded surfaces
- HCFC-Free insulated storage
- RoHS Free
- Disappearing insulated door
- Electromechanical operation
- ON-OFF rocker switch
- Standard and special voltages
- HFC Free
- Automatic Washing system



Green-Tech Design



Side openings for better ventilation

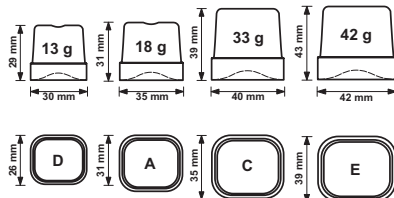


Easy cleanable internal rounded surfaces



Plug-in electrical connection

► Available ice cube size



► Prod. 24h

Air temp.	Water temp.	kg	lbs		
				10° C	50° F
21° C	70° F	15° C	60° F	29	64

► Certifications available for this model



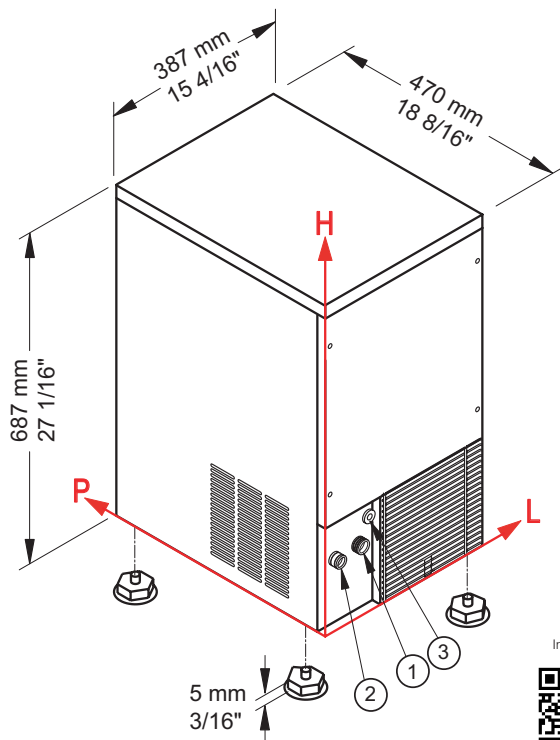


Ice Cube

CB 249 HC



Self-contained ice maker - Sprayer system Daily production up to 32 kg



► Working conditions

- Location: **Indoor**

	Min	Max
Ambient temperature	+10° C / +50° F	+43° C / 110° F
Water temperature	+3° C / +37° F	+32° C / +90° F
Voltage	-10%	+10%
Water inlet pressure	1bar (14 psi)	6bar (84 psi)

► Performances

	Air temperature	Water temperature	Water temperature				
			7° C	45° F	15° C	60° F	21° C
	10° C	32 kg					
	50° F		71 lbs				
	21° C			29 kg			
	70° F				64 lbs		
	32° C					24 kg	
	90° F						53 lbs

► Connections

All measures are referred to the rear bottom-left corner (L-H-Ø)

- ① Water in.: 130 mm / 5 2/16" - 145 mm / 5 11/16" - 3/4" ② Water out.: 49 mm / 1 15/16" - 140 mm / 5 8/16" - 24 mm / 15/16"
 ③ Electrical connections: 95 mm / 3 12/16" - 209 mm / 8 4/16"

► Technical information

Production in 24h	29 kg / 64 lbs	Water consumption	A: 3 l/kg - 35,9 gal/100 lbs
Store capacity, up to	9 kg / 20 lbs		W: 12 l/kg - 143,8 gal/100 lbs
Cooling system	A - W	Sizes (L-P-H mm)	387 - 470 - 687
Kind of cube	A-18g, C-33g, D-13g, E-42g	(L-P-H in)	15 4/16 - 18 8/16 - 27 1/16
Refrigerant	R290	Sizes with pack (L-P-H mm)	440 - 520 - 860
Standard voltage	220-240 V ~ 50 Hz	(L-P-H in)	17 5/16 - 20 8/16 - 33 14/16
Average power consumption	270 W	Net weight	32 kg / 71 lbs
Fuse	10 A	Gross weight	38 kg / 84 lbs
Electrical consumption	30 kWh/100kg	Finish	AISI 304 stainless steel, scotch brite

All the technical information must be considered at the following conditions:

- Sizes without feet
- Standard Cube (18 g)
- Ambient temperature +21° C
- Water temperature +15° C
- Electrical consumption at +32° C (standard voltage)
- Average power consumption at +43° C (standard voltage)

Models and specifications are subject to change without notice

Rev. 00 - Issued October 2021



www.bremaice.it
info@bremaicegroup.it

We are Brema

