



Service Plus



Soul service stand Plus



Soul service Plus



Emozioni per tutti i gusti
Emotions for everyone

SERVICE PLUS, SOUL SERVICE STAND PLUS e SOUL SERVICE PLUS

sono le nuove **ISOLE DEL SERVIZIO** di Afinox, soluzioni versatili per il mantenimento dei cibi caldi e freddi, facilmente adattabili a qualsiasi ambiente della ristorazione, da quella tradizionale a quella moderna.

Service Plus

SERVICE PLUS, SOUL SERVICE STAND PLUS, and SOUL SERVICE PLUS

are Afinox new ranges of **FOOD ISLANDS** for assisted service, the versatile solutions for preserving both the hot and the cold food, easily adaptable to any catering environment, from the traditional to the modern one.



Green

Isole del Servizio refrigerate con vasca statica per il contenimento di 3, 4, 6 bacinelle GN 1/1 (non comprese nel prezzo, H 200mm max).

- Sovrastruttura in vetro chiusa lato cliente con illuminazione a LED.
- Fondo arrotondato e diamantato per agevolare lo scarico dell'acqua e per una perfetta pulizia ed igiene, con rubinetto.
- Pannello di controllo digitale posizionato nella parte inferiore.

Versioni: Service (rivestimento e scorriavasoio), Soul Service Stand (con telaio) e Soul Service (da incasso).

Food Islands with static cold well for 3, 4, 6 GN1/1 pans (not included in the price, max H 200mm).

- Glass hood closed customer side with LED lighting.
- Rounded and diamond-cut shaped bottom to ease the condensation water drainage and for a perfect cleaning and hygiene, supplied with water tap.
- Digital control panel positioned below the wooden panels.

Versions: Service (covering and tray slide), Soul Service Stand (with frame) and Soul Service (built-in), Available with R452a gas upon request.



Scorriavasoio (mod. Service)
S/S tray slide (Service model)



SERVICE PLUS



SERVICE GREEN PLUS



SOUL SERVICE STAND GREEN PLUS



SOUL SERVICE GREEN PLUS



Modello Model	Codice Code	Capacità Vaschette Pans capacity (GN)	Tinta* Colour*	Range Range (°C)	Gas Gas	Dimensioni Dimensions (mm)	Dimensioni foro Hole dimensions (mm)	Foro incasso scatola comandi Hole dimensions for control panel box (mm)	Assorbimento Absorbed power		Dimensioni imballo Packing dimensions (mm)	Peso Netto/ Lordo Net/Gross weight (kg)	
									Watt ****	Ampere			
SER-GREEN PLUS 3H	7BEGR3FISHA01		H	+4/+8	R290	1169x650x1288	-	-	247	5.03	1233x714x1100	121/134	
	SER-GREEN PLUS 3W	7BEGR3FISWA01	W	+4/+8	GWP 3 - Kg 0,080	1169x650x1288	-	-	247	5.03	1233x714x1100	120/133	
	SER-GREEN PLUS 4H	7BEGR4FISHA01		H	+4/+8	R290	1494x650x1288	-	-	247	5.03	1558x714x1100	138/153
		SER-GREEN PLUS 4W	7BEGR4FISWA01	W	+4/+8	GWP 3 - Kg 0,090	1494x650x1288	-	-	247	5.03	1558x714x1100	138/153
	SER-GREEN PLUS 6H	7BEGR6FISHA01		H	+4/+8	R290	2144x650x1288	-	-	247	5.03	2208x714x1100	184/204
		SER-GREEN PLUS 6W	7BEGR6FISWA01	W	+4/+8	GWP 3 - Kg 0,110	2144x650x1288	-	-	247	5.03	2208x714x1100	184/204
SOV R		SOVRAPPREZZO PER COLORI SPECIALI RAL				PRICE INCREASE FOR SPECIAL RAL COLOUR							
SSS-GREEN PLUS 3	7BEGR3FIS0A01		-	+4/+8	R290 GWP 3 - Kg 0,080	1169x650x1288	-	-	247	5.03	1233x714x1100	88/98	
	SSS-GREEN PLUS 4	7BEGR4FIS0A01		-	+4/+8	R290 GWP 3 - Kg 0,090	1494x650x1288	-	-	247	5.03	1558x714x1100	101/112
		SSS-GREEN PLUS 6	7BEGR6FIS0A01		-	+4/+8	R290 GWP 3 - Kg 0,110	2144x650x1288	-	-	247	5.03	2208x714x1100
SSE-GREEN PLUS 3	7DRGR3FIS0A01		-	+4/+8	R290 GWP 3 - Kg 0,080	1169x650x965	1139x620	366x90	247	5.03	1233x714x1100	76/91	
	SSE-GREEN PLUS 4	7DRGR4FIS0A01		-	+4/+8	R290 GWP 3 - Kg 0,090	1494x650x965	1464x620	366x90	247	5.03	1558x714x1100	86/104
		SSE-GREEN PLUS 6	7DRGR6FIS0A01		-	+4/+8	R290 GWP 3 - Kg 0,110	2144x650x965	2114x620	366x90	247	5.03	2208x714x1100
SOVLAT		SOVRAPPREZZO PER VETRI LATERALI				PRICE INCREASE FOR SIDE GLASSES							
SOVMONT		SOVRAPPREZZO PER SOVRASTRUTTURA MONTATA				PRICE INCREASE FOR ASSEMBLED GLASS HOOD							

* H= ROVERE SBIANCATO/HEMLOCK - W= WENGE' - R=RAL SPECIALE FINITURA LISCIA OPACA / SPECIAL RAL FLAT SMOOTH SURFACE **** Watt TN (-10/+45°C)

I drop in e isole del gusto freddi sono macchine per l'esposizione temporanea di cibi freschi deperibili. In ogni caso il funzionamento della macchina non deve superare le 4 ore continuative. Terminata l'esposizione degli alimenti quest'ultimi devono essere tolti dalla macchina e conservati in appositi frigoriferi.

I gas fluorurati a effetto serra sono contenuti in apparecchiature ermeticamente sigillate. Dati tecnici e caratteristiche soggetti a cambiamento senza preavviso.

The drop in or buffet cold Food Island are appliances for the temporary exposition of perishable fresh foods. In any case, the machine must not run continuously for more than 4 hours. When exposition of the food products is over, they must be removed from the appliance and preserved in appropriate refrigerators.

Refrigerant gases are contained in hermetically sealed equipment. All specifications are subject to change without notice



Lime

SERVICE PLUS



Isole del Servizio con piano statico refrigerato H 30 mm per il contenimento di 3, 4, 6 vassoi GN 1/1 (non compresi nel prezzo).

- Sovrastruttura in vetro chiusa lato cliente con illuminazione a LED.
- Fondo arrotondato e scarico dell'acqua per una perfetta pulizia ed igiene, con rubinetto.
- Pannello di controllo digitale posizionato nella parte inferiore.

Versioni: Service (rivestimento e scorriavassoio), Soul Service Stand (con telaio) e Soul Service (da incasso).

Food Islands with static cold top H 30 mm for 3, 4, 6 GN1/1 pans (not included in the price).

- Glass hood closed customer side with LED lighting.
- Rounded and diamond-cut shaped bottom to ease the condensation water drainage and for a perfect cleaning and hygiene, supplied with water tap.
- Digital control panel positioned below the wooden panels.

Versions: Service (covering and tray slide), Soul Service Stand (with frame) and Soul Service (built-in).


















Scorriavassoio (mod. Service)
S/S tray slide (Service model)



SERVICE PLUS



	Modello Model	Codice Code	Capacità Vaschette Pans capacity (GN)	Tinta* Colour*	Range Range (°C)	Gas Gas	Dimensioni Dimensions (mm)	Dimensioni foro Hole dimensions (mm)	Foro incasso scatola comandi Hole dimensions for control panel box (mm)	Assorbimento Absorbed power		Dimensioni imballo Packing dimensions (mm)	Peso Netto/ Lordo Net/Gross weight (kg)
										Watt ****	Ampere		
SERVICE LIME PLUS 	SER-LIME PLUS 3H	7BELI3FISHA01		H	+4/+8	R290	1169x650x1288	-	-	247	5.03	1233x714x1100	118/131
	SER-LIME PLUS 3W	7BELI3FISWA01		W	+4/+8	GWP 3 - Kg 0,07	1169x650x1288	-	-	247	5.03	1233x714x1100	117/130
	SER-LIME PLUS 4H	7BELI4FISHA01		H	+4/+8	R290	1494x650x1288	-	-	247	5.03	1558x714x1100	136/151
	SER-LIME PLUS 4W	7BELI4FISWA01		W	+4/+8	GWP 3 - Kg 0,080	1494x650x1288	-	-	247	5.03	1558x714x1100	136/151
	SER-LIME PLUS 6H	7BELI6FISHA01		H	+4/+8	R290	2144x650x1288	-	-	247	5.03	2208x714x1100	182/202
	SER-LIME PLUS 6W	7BELI6FISWA01		W	+4/+8	GWP 3 - Kg 0,10	2144x650x1325	-	-	247	5.03	2208x714x1100	182/202
SOV R			SOVRAPPREZZO PER COLORI SPECIALI RAL			PRICE INCREASE FOR SPECIAL RAL COLOUR							
SOUL SERVICE STAND LIME PLUS 	SSS-LIME PLUS 3	7BELI3FIS0A01		-	+4/+8	R290	1169x650x1288	-	-	247	5.03	1233x714x1100	86/95
	SSS-LIME PLUS 4	7BELI4FIS0A01		-	+4/+8	GWP 3 - Kg 0,080	1494x650x1288	-	-	247	5.03	1558x714x1100	99/110
	SSS-LIME PLUS 6	7BELI6FIS0A01		-	+4/+8	R290	2144x650x1288	-	-	247	5.03	2208x714x1100	135/150
SOUL SERVICE LIME PLUS 	SSE-LIME PLUS 3	7DRLI3FIS0A01		-	+4/+8	R290	1169x650x775	1139x620	366x90	247	5.03	1233x714x1100	73/88
	SSE-LIME PLUS 4	7DRLI4FIS0A01		-	+4/+8	GWP 3 - Kg 0,080	1494x650x775	1464x620	366x90	247	5.03	1558x714x1100	85/102
	SSE-LIME PLUS 6	7DRLI6FIS0A01		-	+4/+8	R290	2144x650x775	2114x620	366x90	247	5.03	2208x714x1100	116/140
SOVLAT			SOVRAPPREZZO PER VETRI LATERALI			PRICE INCREASE FOR SIDE GLASSES							
SOVMONT			SOVRAPPREZZO PER SOVRASTRUTTURA MONTATA			PRICE INCREASE FOR ASSEMBLED GLASS HOOD							

* H= ROVERE SBIANCATO/HEMLOCK - W=WENGE' - R=RAL SPECIALE FINITURA LISCIA OPACA / SPECIAL RAL FLAT SMOOTH SURFACE **** Watt TN (-10/+45°C)

I drop in e isole del gusto freddi sono macchine per l'esposizione temporanea di cibi freschi deperibili. In ogni caso il funzionamento della macchina non deve superare le 4 ore continuative. Terminata l'esposizione degli alimenti quest'ultimi devono essere tolti dalla macchina e conservati in appositi frigoriferi.

I gas fluorurati a effetto serra sono contenuti in apparecchiature ermeticamente sigillate. Dati tecnici e caratteristiche soggetti a cambiamento senza preavviso.

The drop in or buffet cold Food Island are appliances for the temporary exposition of perishable fresh foods. In any case, the machine must not run continuously for more than 4 hours. When exposition of the food products is over, they must be removed from the appliance and preserved in appropriate refrigerators.

Refrigerant gases are contained in hermetically sealed equipment. All specifications are subject to change without notice



Blue

Isole del Servizio con vasche refrigerate con ventilazione orizzontale sul prodotto con profondità regolabile (con vassoi optional***) per l'esposizione temporanea di prodotti contenuti in 3, 4, 6 vaschette GN 1/1 (max H 150mm, non comprese nel prezzo) o in appoggio sul fondo.

Food Islands with blown air cold well with horizontal refrigeration and adjustable depth (with optional s/s plates***) in order to temporary display food in for 3, 4, 6 GN1/1 pans (max H 150 mm, not included in the price) or on the bottom.

- Sovrastruttura in vetro chiusa lato cliente con illuminazione a LED.
- Pannello di controllo digitale posizionato nella parte inferiore.

- Glass hood closed customer side with LED lighting.
- Digital control panel positioned below the wooden panels.

Versioni: Service (rivestimento e scorriavassoio), Soul Service Stand (con telaio) e Soul Service (da incasso).

Versions: Service (covering and tray slide), Soul Service Stand (with frame) and Soul Service (built-in).

Attenzione ai decibel: modello GN 2/1 50 DB, GN 3/1 50 DB, GN 4/1 50 DB, GN 5/1 50 DB, GN 6/1 50 DB.
Attention to decibels: model GN 2/1 50 DB, GN 3/1 50 DB, GN 4/1 50 DB, GN 5/1 50 DB, GN 6/1 50 DB.



Scorriavassoio (mod. Service)
S/S tray slide (Service model)
Optional



Optional

SERVICE PLUS



	Modello Model	Codice Code	Capacità Vaschette Pans capacity (GN)	Tinta* Colour*	Range Range (°C)	Gas Gas	Dimensioni Dimensions (mm)	Dimensioni foro Hole dimensions (mm)	Foro incasso scatola comandi Hole dimensions for control panel box (mm)	Assorbimento Absorbed power		Dimensioni imballo Packing dimensions (mm)	Peso Netto/ Lordo Net/Gross weight (kg)
										Watt ****	Ampere		
	SER-BLUE PLUS 3H	7BEBL3FISHA01		H	+4/+8	R290	1169x760x1288	-	-	247	5.03	1233x1012x1000	173/192
	SER-BLUE PLUS 3W	7BEBL3FISWA01		W	+4/+8	GWP 3 - Kg 0,15	1169x760x1288	-	-	247	5.03	1233x1012x1000	173/192
	SER-BLUE PLUS 4H	7BEBL4FISHA01		H	+4/+8	R290 - GWP 3	1494x760x1288	-	-	494	10.06	1558x1012x1000	206/229
	SER-BLUE PLUS 4W	7BEBL4FISWA01		W	+4/+8	Kg 0,10 + 0,10	1494x760x1288	-	-	494	10.06	1558x1012x1000	206/229
	SER-BLUE PLUS 6H	7BEBL6FISHA01		H	+4/+8	R290 - GWP 3	2144x760x1288	-	-	494	10.06	2208x1012x1000	284/316
	SER-BLUE PLUS 6W	7BEBL6FISWA01		W	+4/+8	Kg 0,15 + 0,15	2144x760x1288	-	-	494	10.06	2208x1012x1000	284/316
	SOV R		SOVRAPPREZZO PER COLORI SPECIALI RAL		PRICE INCREASE FOR SPECIAL RAL COLOUR								
	SSS-BLUE PLUS 3	7BEBL3FIS0A01		-	+4/+8	R290	1169x760x1288	-	-	247	5.03	1233x1012x1000	136/151
	SSS-BLUE PLUS 4	7BEBL4FIS0A01		-	+4/+8	R290 - GWP 3	1494x760x1288	-	-	494	10.06	1558x1012x1000	164/182
	SSS-BLUE PLUS 6	7BEBL6FIS0A01		-	+4/+8	R290 - GWP 3	2144x760x1288	-	-	494	10.06	2208x1012x1000	230/256
	SSE-BLUE PLUS 3	7DRBL3FIS0A01		-	+4/+8	R290	1169x760x1085	1135x726	366x90	247	5.03	1233x1012x1000	120/144
	SSE-BLUE PLUS 4	7DRBL4FIS0A01		-	+4/+8	R290 - GWP 3	1494x760x1085	1460x726	366x90	494	10.06	1558x1012x1000	144/173
	SSE-BLUE PLUS 6	7DRBL6FIS0A01		-	+4/+8	R290 - GWP 3	2144x760x1085	2110x726	366x90	494	10.06	2208x1012x1000	204/246
	***	73690012	Vassoio fondo (532X326 mm)		Bottom tray (532X326 mm)								
	SOVLAT		SOVRAPPREZZO PER VETRI LATERALI		PRICE INCREASE FOR SIDE GLASSES								
	SOVMONT		SOVRAPPREZZO PER SOVRASTRUTTURA MONTATA		PRICE INCREASE FOR ASSEMBLED GLASS HOOD								

* H= ROVERE SBIANCATO/HEMLOCK - W= WENGE' - R=RAL SPECIALE FINITURA LISCIA OPACA / SPECIAL RAL FLAT SMOOTH SURFACE **** Watt TN (-10/+45°C)

I drop in e isole del gusto freddi sono macchine per l'esposizione temporanea di cibi freschi deperibili. In ogni caso il funzionamento della macchina non deve superare le 4 ore continue. Terminata l'esposizione degli alimenti quest'ultimi devono essere tolti dalla macchina e conservati in appositi frigoriferi.

The drop in or buffet cold Food Island are appliances for the temporary exposition of perishable fresh foods. In any case, the machine must not run continuously for more than 4 hours. When exposition of the food products is over, they must be removed from the appliance and preserved in appropriate refrigerators.

I gas fluorurati a effetto serra sono contenuti in apparecchiature ermeticamente sigillate. Dati tecnici e caratteristiche soggetti a cambiamento senza preavviso.

Refrigerant gases are contained in hermetically sealed equipment. All specifications are subject to change without notice



DF



DS



DF

Blue Platinum

Isole del Servizio con vetrina refrigerata ventilata, con ventilazione canalizzata verticalmente per l'esposizione temporanea di prodotti contenuti in vaschette (max. H 200mm) o in appoggio sul fondo.

Food Islands with blown-air cold display unit, with vertical refrigeration in order to temporary display food in pans (max H 200mm) or on the bottom.

- Modelli per 3, 4 vaschette GN1/1 (non comprese nel prezzo).
- Lato cliente chiuso con flaps (DF) o vetri scorrevoli (DS).
- Lato operatore chiuso con 2 (mod. 3/1) o 3 (mod. 4/1) porte vetro battenti.
- Sovrastuttura e 3 ripiani in vetro con illuminazione LED.
- Pannello di controllo digitale posizionato nella parte inferiore.

- Models for 3, 4 GN1/1 pans (not included in the price).
- Customer side closed with flaps (DF) or sliding glass (DS).
- Closed on operator side with 2 (mod.3/1) or 3 (mod.4/1) glass doors.
- Overstructure with 3 glass tiers with LED energy-saving lighting.
- Digital control panel positioned below the wooden panels.

Versioni: Service (rivestimento e scorrevassoio), Soul Service Stand (con telaio).

Versions: Service (covering and tray slide), Soul Service Stand (with frame) and Soul Service (built-in).



Scorrevassoio (mod. Service)
S/S tray slide (Service model)






Optional

Attenzione ai decibel: modello GN 2/1 50 DB, GN 3/1 50 DB, GN 4/1 50 DB, GN 5/1 50 DB, GN 6/1 50 DB.
Attention to decibels: model GN 2/1 50 DB, GN 3/1 50 DB, GN 4/1 50 DB, GN 5/1 50 DB, GN 6/1 50 DB.

SERVICE PLUS



	Modello Model	Codice Code	Capacità Vaschette Pans capacity (GN)	Tinta* Colour*	Range Range (°C)	Gas Gas	Dimensioni Dimensions (mm)	Dimensioni foro Hole dimensions (mm)	Foro incasso scatola comandi Hole dimensions for control panel box (mm)	Assorbimento Absorbed power		Dimensioni imballo Packing dimensions (mm)	Peso Netto/ Lordo Net/Gross weight (kg)
										Watt ****	Ampere		
SERVICE PLATINUM PLUS 	SER-PLAT PLUS 3H DF	7BEPL3FIVHA03	GN 1/1 GN 1/1 GN 1/1	H	+4/+8	R290 GWP 3 - Kg 0,15	1169x760x1688	-	-	247	5.03	1233x1012x1000	251/271
	SER-PLAT PLUS 3H DS	7BEPL3FIVHA04		H	+4/+8		1169x760x1688	-	-	247	5.03	1233x1012x1000	251/271
	SER-PLAT PLUS 3W DF	7BEPL3FIVVA03		W	+4/+8		1169x760x1688	-	-	247	5.03	1233x1012x1000	251/271
	SER-PLAT PLUS 3W DS	7BEPL3FIVVA04		W	+4/+8		1169x760x1688	-	-	247	5.03	1233x1012x1000	251/271
	SER-PLAT PLUS 4H DF	7BEPL4FIVHA03	GN 1/1 GN 1/1 GN 1/1 GN 1/1	H	+4/+8	R290 - GWP 3 Kg 0,10 + 0,10	1494x760x1688	-	-	494	10.06	1558x1012x1000	285/305
	SER-PLAT PLUS 4H DS	7BEPL4FIVHA04		H	+4/+8		1494x760x1688	-	-	494	10.06	1558x1012x1000	285/305
	SER-PLAT PLUS 4W DF	7BEPL4FIVVA03		W	+4/+8		1494x760x1688	-	-	494	10.06	1558x1012x1000	285/305
	SER-PLAT PLUS 4W DS	7BEPL4FIVVA04		W	+4/+8		1494x760x1688	-	-	494	10.06	1558x1012x1000	285/305
SOV R			SOVRAPPREZZO PER COLORI SPECIALI RAL		PRICE INCREASE FOR SPECIAL RAL COLOUR								
SOUL SERVICE STAND PLATINUM PLUS 	SSS-PLAT PLUS 3 DF	7BEPL3FIV0A01	GN 1/1 GN 1/1 GN 1/1	-	+4/+8	R290 GWP 3 - Kg 0,15	1169x760x1688	-	-	247	5.03	1233x1012x1000	233/253
	SSS-PLAT PLUS 3 DS	7BEPL3FIV0A02		-	+4/+8		1169x760x1688	-	-	247	5.03	1233x1012x1000	233/253
	SSS-PLAT PLUS 4 DF	7BEPL4FIV0A01	GN 1/1 GN 1/1 GN 1/1 GN 1/1	-	+4/+8	R290 - GWP 3 Kg 0,10 + 0,10	1494x760x1688	-	-	494	10.06	1558x1012x1000	265/285
	SSS-PLAT PLUS 4 DS	7BEPL4FIV0A02		-	+4/+8		1494x760x1688	-	-	494	10.06	1558x1012x1000	265/285
SOUL SERVICE PLATINUM PLUS 	SSE-PLAT PLUS 3 DF	7DRPL3FIV0A01	GN 1/1 GN 1/1 GN 1/1	-	+4/+8	R290 GWP 3 - Kg 0,15	1169x760x1485	1135x726	366x90	247	5.03	1233x1012x1000	218/238
	SSE-PLAT PLUS 3 DS	7DRPL3FIV0A02		-	+4/+8		1169x760x1485	1135x726	366x90	247	5.03	1233x1012x1000	218/238
	SSE-PLAT PLUS 4 DF	7DRPL4FIV0A01	GN 1/1 GN 1/1 GN 1/1 GN 1/1	-	+4/+8	R290 - GWP 3 Kg 0,10 + 0,10	1494x760x1485	1460x726	366x90	494	10.06	1558x1012x1000	250/270
	SSE-PLAT PLUS 4 DS	7DRPL4FIV0A02		-	+4/+8		1494x760x1485	1460x726	366x90	494	10.06	1558x1012x1000	250/270
	***	73690012	Vassoio fondo (532X326 mm)		Bottom tray (532X326 mm)								
	SOVMONT		SOVRAPPREZZO PER SOVRASTRUTTURA MONTATA		PRICE INCREASE FOR ASSEMBLED GLASS HOOD								

DF=Vetro dritto con flaps; DS= Vetro dritto con vetri scorrevoli

DF= Squared glass with flaps; DS= Squared glass with sliding closing glasses

* H= ROVERE SBIANCATO/HEMLOCK - W= WENGE' - R=RAL SPECIALE FINITURA LISCIA OPACA / SPECIAL RAL FLAT SMOOTH SURFACE **** Watt TN (-10/+45°C)

I drop in e isole del gusto freddi sono macchine per l'esposizione temporanea di cibi freschi deperibili. In ogni caso il funzionamento della macchina non deve superare le 4 ore continuative. Terminata l'esposizione degli alimenti quest'ultimi devono essere tolti dalla macchina e conservati in appositi frigoriferi.

The drop in or buffet cold Food Island are appliances for the temporary exposition of perishable fresh foods. In any case, the machine must not run continuously for more than 4 hours. When exposition of the food products is over, they must be removed from the appliance and preserved in appropriate refrigerators.

I gas fluorurati a effetto serra sono contenuti in apparecchiature ermeticamente sigillate. Dati tecnici e caratteristiche soggetti a cambiamento senza preavviso.

Refrigerant gases are contained in hermetically sealed equipment. All specifications are subject to change without notice



SERVICE PLUS



Isole del Servizio con vasca calda bagnomaria con fondo arrotondato e diamantato per agevolare lo scarico dell'acqua per una perfetta pulizia ed igiene, per il contenimento di vaschette GN1/1 (max H 200mm).

- Modelli per 3, 4, 6 bacinelle GN1/1 (non comprese nel prezzo).
- Carico dell'acqua manuale (mod. Service, Soul Service Stand) o automatico (mod. Soul Service), scarico fornito di rubinetto.
- Sovrastruttura in vetro chiusa lato cliente con lampade alogene riscaldanti.
- Pannello di controllo digitale posizionato nella parte inferiore.

Optional: versione con voltaggio trifase per modello 6/1.

Versioni: Service (rivestimento e scorriavaso), Soul Service Stand (con telaio) e Soul Service (da incasso).

Food Islands with heated bain marie well units with a rounded and diamond-cut shaped bottom panel to ease the water discharge and for a perfect cleaning and hygiene, for GN1/1 pans (max H 200mm).

- Models for 3, 4, 6 GN1/1 pans (not included in the price).
- Manual water filling (mod. Service, Soul Service Stand) or automatic (mod. Soul Service), water drainage with water tap.
- Glass hood closed customer side with hot halogen lamps.
- Digital control panel positioned below the wooden panels.

Optional: three phase voltage for 6/1 model.

Versions: Service (covering and tray slide), Soul Service Stand (with frame) and Soul Service (built-in).



Scorriavaso (mod. Service)
S/S tray slide (Service model)



Red

SERVICE PLUS

	Modello Model	Codice Code	Capacità Vaschette Pans capacity (GN)	Tinta* Colour*	Range Range (°C)	Dimensioni Dimensions (mm)	Dimensioni foro Hole dimensions (mm)	Foro incasso scatola comandi Hole dimensions for control panel box (mm)	Assorbimento Absorbed power		Dimensioni imballo Packing dimensions (mm)	Peso Netto/Lordo Net/Gross weight (kg)
									Watt	Ampere		
	SER-RED PLUS 3H	7BERE3CESHA01		H	+60/+99	1169x650x1288	-	-	Vasca/Bath 1000+500	8.26	1233x902x1000	113/126
	SER-RED PLUS 3W	7BERE3CESWA01		W	+60/+99	1169x650x1288	-	-	Lampade/Lamps 200x2		1233x902x1000	113/126
	SER-RED PLUS 4H	7BERE4CESHA01		H	+60/+99	1494x650x1288	-	-	Vasca/Bath 1000x2	11.30	1558x902x1000	132/147
	SER-RED PLUS 4W	7BERE4CESWA01		W	+60/+99	1494x650x1288	-	-	Lampade/Lamps 200x3		1558x902x1000	132/147
	SER-RED PLUS 6H	7BERE6CESHA01		H	+60/+99	2144x650x1288	-	-	Vasca/Bath 1000x3	16.52	2208x902x1100	185/206
	SER-RED PLUS 6W	7BERE6CESWA01		W	+60/+99	2144x650x1288	-	-	Lampade/Lamps 200x4		2208x902x1100	184/205
	SOV R		SOVRAPPREZZO PER COLORI SPECIALI RAL			PRICE INCREASE FOR SPECIAL RAL COLOUR						
	SSS-RED PLUS 3	7BERE3CES0A01		-	+60/+99	1169x650x1288	-	-	Vasca/Bath 1000+500	8.26	1233x902x1000	82/91
	SSS-RED PLUS 4	7BERE4CES0A01		-	+60/+99	1494x650x1288	-	-	Vasca/Bath 1000x2		11.30	1558x902x1000
	SSS-RED PLUS 6	7BERE6CES0A01		-	+60/+99	2144x650x1288	-	-	Vasca/Bath 1000x3	16.52	2208x902x1100	139/154
	SSE-RED PLUS 3	7DRRE3CES0A01		-	+60/+99	1169x650x690	1139x620	366x90	Vasca/Bath 1000+500	8.26	1230x730x700	62/75
	SSE-RED PLUS 4	7DRRE4CES0A01		-	+60/+99	1494x650x690	1464x620	366x90	Vasca/Bath 1000x2		11.30	1530x730x700
	SSE-RED PLUS 6	7DRRE6CES0A01		-	+60/+99	2144x650x690	2114x620	366x90	Vasca/Bath 1000x3	16.52	2230x730x700	105/126
	TRIFTR-RED6		Sovrapprezzo per voltaggio trifase 400V/50Hz 3+N+T GN6/1			Price increase for 400V/50Hz 3+N+T voltage GN6/1						
	SOVLAT		SOVRAPPREZZO PER VETRI LATERALI			PRICE INCREASE FOR SIDE GLASSES						
	SOVMONT		SOVRAPPREZZO PER SOVRASTRUTTURA MONTATA			PRICE INCREASE FOR ASSEMBLED GLASS HOOD						

* H= ROVERE SBIANCATO/HEMLOCK - W= WENGE' - R=RAL SPECIALE FINITURA LISCIA OPACA / SPECIAL RAL FLAT SMOOTH SURFACE

** Per versione GN 6/1 prevedere alimentazione dedicata di 25 A

I drop in e isole del gusto calde sono macchine per l'esposizione temporanea di cibi caldi deperibili. In ogni caso il funzionamento della macchina non deve superare le 4 ore continuative.

Dati tecnici e caratteristiche soggetti a cambiamento senza preavviso.

For version GN 6/1 provide a dedicated power supply of 25 A

The drop in or buffet hot Food Island are appliances for the temporary exposition of perishable hot foods. In any case, the machine must not run continuously for more than 4 hours.

All specifications are subject to change without notice.



SERVICE PLUS



Isole del Servizio con piano di mantenimento in vetro temperato per l'esposizione di cibi caldi su teglie e pirofile con 3, 4 zone GN1/1 di riscaldamento ben segnalate.

- Riscaldamento attraverso resistenze.
- Sovrastruttura in vetro chiusa lato cliente con lampade alogene riscaldanti.
- Pannello di controllo digitale posizionato nella parte inferiore.

Versioni: Service (rivestimento e scorriavasoio), Soul Service Stand (con telaio) e Soul Service (da incasso).

Food Islands with heated glass top units for hot food to be displayed on trays or Pyrex with 3, 4 GN1/1 hot zones well marked on the surface.

- Heating through resistor elements.
- Glass hood closed customer side with hot halogen lamps.
- Digital control panel positioned below the wooden panels.

Versions: Service (covering and tray slide), Soul Service Stand (with frame) and Soul Service (built-in).



Scorriavasoio (mod. Service)
S/S tray slide (Service model)



SERVICE PLUS

Brown

	Modello Model	Codice Code	Capacità Vaschette Pans capacity (GN)	Tinta* Colour*	Range Range (°C)	Dimensioni Dimensions (mm)	Dimensioni foro Hole dimensions (mm)	Foro incasso scatola comandi Hole dimensions for control panel box (mm)	Assorbimento Absorbed power		Dimensioni imballo Packing dimensions (mm)	Peso Netto/Lordo Net/Gross weight (kg)
									Watt	Ampere		
	SER-BROWN PLUS 3H	7BEBR3CESHA01		H	+60/+99	1169x650x1288	-	-	Vasca/Bath 285x3 Lampade/Lamps 200x2	5.45	1233x902x1000	111/123
	SER-BROWN PLUS 3W	7BEBR3CESWA01		W	+60/+99	1169x650x1288	-	-			1233x902x1000	111/123
	SER-BROWN PLUS 4H	7BEBR4CESHA01		H	+60/+99	1494x650x1288	-	-	Vasca/Bath 285x4 Lampade/Lamps 200x3	7.56	1558x902x1000	128/142
	SER-BROWN PLUS 4W	7BEBR4CESWA01		W	+60/+99	1494x650x1288	-	-			1558x902x1000	128/142
	SOV R			SOVRAPPREZZO PER COLORI SPECIALI RAL		PRICE INCREASE FOR SPECIAL RAL COLOUR						
	SSS-BROWN PLUS 3	7BEBR3CES0A01		-	+60/+99	1169x650x1288	-	-	Vasca/Bath 285x3 Lampade/Lamps 200x2	5.45	1233x902x1000	78/87
	SSS-BROWN PLUS 4	7BEBR4CES0A01		-	+60/+99	1494x650x1288	-	-	Vasca/Bath 285x4 Lampade/Lamps 200x3	7.56	1558x902x1000	90/100
	SSE-BROWN PLUS 3	7DRBR3CES0A01		-	+60/+99	1169x650x500	1139x620	366x90	Vasca/Bath 285x3 Lampade/Lamps 200x2	5.45	1230x730x700	54/65
	SSE-BROWN PLUS 4	7DRBR4CES0A01		-	+60/+99	1494x650x500	1464x620	366x90	Vasca/Bath 285x4 Lampade/Lamps 200x3	7.56	1530x730x700	67/81
	SOVLAT		SOVRAPPREZZO PER VETRI LATERALI		PRICE INCREASE FOR SIDE GLASSES							
	SOVMONT		SOVRAPPREZZO PER SOVRASTRUTTURA MONTATA		PRICE INCREASE FOR ASSEMBLED GLASS HOOD							

* H= ROVERE SBIANCATO/HEMLOCK - W= WENGE* - R=RAL SPECIALE FINITURA LISCIA OPACA / SPECIAL RAL FLAT SMOOTH SURFACE

I drop in e isole del gusto calde sono macchine per l'esposizione temporanea di cibi caldi deperibili. In ogni caso il funzionamento della macchina non deve superare le 4 ore continuative.

Dati tecnici e caratteristiche soggetti a cambiamento senza preavviso.

The drop in or buffet hot Food Island are appliances for the temporary exposition of perishable hot foods. In any case, the machine must not run continuously for more than 4 hours.

All specifications are subject to change without notice.



Isole del Servizio con piano da appoggio in acciaio.

- Telaio in acciaio cromato su ruote con freno e ricco rivestimento in laminato nei colori standard wengé e hemlock nordique.
- Modello Service Purple Plus Cassa: elemento terminale per appoggio registratore di cassa.

Food Islands with s/s top.



- Sturdy chrome-plated frame on wheels with brake and rich laminated cladding in standard colours dark wengé, and hemlock nordique.
- Model Service Purple Plus Cash Register: for cash register support.



Scorriavassoio (mod. Service)
Tray slide (Service model)

SERVICE PLUS

Purple

	Modello Model	Codice Code	Tinta* Colour*	Range Range (°C)		Dimensioni Dimensions (mm)	Dimensioni carrello Trolley dimensions (mm)	Dimensioni imballo Packing dimensions (mm)	Peso Netto/Lordo Net/Gross weight (kg)
	SER-PURPLE PLUS 3H	9BTIS3NNNHA90	H	AMBIENTE / AMBIENT		1169x650x888	-	1233x902x1000	76/101
	SER-PURPLE PLUS 3W	9BTIS3NNNWA90	W	AMBIENTE / AMBIENT		1169x650x888	-	1233x902x1000	76/101
	SER-PURPLE PLUS 4H	9BTIS4NNNHA90	H	AMBIENTE / AMBIENT		1494x650x888	-	1558x902x1000	92/118
	SER-PURPLE PLUS 4W	9BTIS4NNNWA92	W	AMBIENTE / AMBIENT		1494x650x888	-	1558x902x1000	92/118
	SER-PURPLE PLUS CASSA DXH	77001135	H	AMBIENTE / AMBIENT		1169x650x888	-	1233x902x1000	67/89
	SER-PURPLE PLUS CASSA DXW	77001136	W	AMBIENTE / AMBIENT		1169x650x888	-	1233x902x1000	67/89
	SER-PURPLE PLUS CASSA SXH	77001115	H	AMBIENTE / AMBIENT		1169x650x888	-	1233x902x1000	67/89
	SER-PURPLE PLUS CASSA SXW	77001116	W	AMBIENTE / AMBIENT		1169x650x888	-	1233x902x1000	67/89
	SOVLAT			SOVRAPPREZZO PER VETRI LATERALI		PRICE INCREASE FOR SIDE GLASSES			
	SOVMONT			SOVRAPPREZZO PER SOVRASTRUTTURA MONTATA		PRICE INCREASE FOR ASSEMBLED GLASS HOOD			
	SOV R			SOVRAPPREZZO PER COLORI SPECIALI RAL		PRICE INCREASE FOR SPECIAL RAL COLOUR			

* H= ROVERE SBIANCATO/HEMLOCK - W= WENGÉ - R=RAL SPECIALE FINITURA LISCIA OPACA / SPECIAL RAL FLAT SMOOTH SURFACE



Dati tecnici e caratteristiche soggetti a cambiamento senza preavviso.

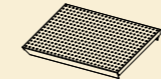
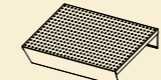


All specifications are subject to change without notice.



Composizioni vaschette inox

S/s pans compositions

Food Island GN3/1			Modello Model	Vaschette Pans	Supporti Support bar	H=100 mm	H=150 mm
GN 1/1	GN 1/1	GN 1/1	FI 3-1 100 A	3 X GN1/1 COD. 74707010	2 X 72556044	x	
			FI 3-1 150 A	3 X GN1/1 COD. 74707065	2 X 72556044		x
GN 1/1	GN 1/1	GN 1/2	FI 3-1 100 B	2XGN1/1 COD. 74707010 + 2XGN1/2 COD. 74707040	3 X 72556044	x	
		GN 1/2	FI 3-1 150 B	2XGN1/1 COD. 74707065 + 2XGN1/2 COD. 74707070	3 X 72556044		x
GN 1/1	GN 1/2	GN 1/2	FI 3-1 100 C	1XGN1/1 COD. 74707010 + 4XGN1/2 COD. 74707040	3 X 72556044	x	
	GN 1/2	GN 1/2	FI 3-1 150 C	1XGN1/1 COD. 74707065 + 4XGN1/2 COD. 74707070	3 X 72556044		x
GN 1/1	GN 1/2	GN 1/3	FI 3-1 100 D	1XGN1/1 COD. 74707010 + 2XGN1/2 COD. 74707040 + 3XGN1/3 COD.74707030	3 X 72556044	x	
		GN 1/3	FI 3-1 150 D	1XGN1/1 COD. 74707065 + 2XGN1/2 COD. 74707070 + 3XGN1/3 COD.74707075	3 X 72556044		x
GN 1/2	GN 1/2	GN 1/3	FI 3-1 100 E	4XGN1/2 COD. 74707040 + 3XGN1/3 COD.74707030	4 X 72556044	x	
		GN 1/3	FI 3-1 150 E	4XGN1/2 COD. 74707070 + 3XGN1/3 COD.74707075	4 X 72556044		x
GN 1/2	GN 1/2	GN 1/2	FI 3-1 100 F	6XGN1/2 COD. 74707040	4 X 72556044	x	
		GN 1/2	FI 3-1 150 F	6XGN1/2 COD. 74707070	4 X 72556044		x
GN 1/3	GN 1/3	GN 1/3	FI 3-1 100 G	9XGN1/3 COD.74707030	4 X 72556044	x	
GN 1/3	GN 1/3	GN 1/3	FI 3-1 150 G	9XGN1/3 COD.74707075	4 X 72556044		x
			SOV80-4	74708009x4	SOVRAPPREZZO PER kit 4 RUOTE DIAMETRO 80mm (H 109mm) CON FRENO PRICE INCREASE FOR kit 4 80mm DIAMETER WHEELS (H 109mm) WITH BRAKE		
			SOV80-6	74708009x6	SOVRAPPREZZO PER kit 6 RUOTE DIAMETRO 80mm (H 109mm) CON FRENO (mod. Blue Platinum e Blue 6/1) PRICE INCREASE FOR kit 6 80mm DIAMETER WHEELS (H 109mm) WITH BRAKE (mod. Blue Platinum and Blue 6/1)		

Food Island GN4/1				Modello Model	Vaschette Pans	Supporti Support bar	H=100 mm	H=150 mm
GN 1/1	GN 1/1	GN 1/1	GN 1/1	FI 4-1 100 A	4 X GN1/1 COD. 74707010	3 X 72556044	x	
				FI 4-1 150 A	4 X GN1/1 COD. 74707065	3 X 72556044		x
GN 1/1	GN 1/1	GN 1/1	GN 1/2	FI 4-1 100 B	3XGN1/1 COD. 74707010 + 2XGN1/2 COD. 74707040	4 X 72556044	x	
			GN 1/2	FI 4-1 150 B	3XGN1/1 COD. 74707065 + 2XGN1/2 COD. 74707070	4 X 72556044		x
GN 1/1	GN 1/1	GN 1/2	GN 1/2	FI 4-1 100 C	2XGN1/1 COD. 74707010 + 4XGN1/2 COD. 74707040	4 X 72556044	x	
		GN 1/2	GN 1/2	FI 4-1 150 C	2XGN1/1 COD. 74707065 + 4XGN1/2 COD. 74707070	4 X 72556044		x
GN 1/1	GN 1/2	GN 1/2	GN 1/2	FI 4-1 100 D	1XGN1/1 COD. 74707010 + 6XGN1/2 COD. 74707040	4 X 72556044	x	
			GN 1/2	FI 4-1 150 D	1XGN1/1 COD. 74707065 + 6XGN1/2 COD. 74707070	4 X 72556044		x
GN 1/2	GN 1/2	GN 1/2	GN 1/2	FI 4-1 100 E	8XGN1/2 COD. 74707040	5 X 72556044	x	
				FI 4-1 150 E	8XGN1/2 COD. 74707070	5 X 72556044		x
GN 1/1	GN 1/2	GN 1/2	GN 1/3	FI 4-1 100 F	1XGN1/1 COD. 74707010 + 4XGN1/2 COD. 74707040 + 3XGN1/3 COD.74707030	4 X 72556044	x	
			GN 1/3	FI 4-1 150 F	1XGN1/1 COD. 74707065 + 4XGN1/2 COD. 74707070 + 3XGN1/3 COD.74707075	4 X 72556044		x
				74707264		Vassoio forato H50 per modelli GREEN Drilled tray H50 for GREEN models		523x326x50
				74707266		Vassoio forato H100 per modelli GREEN Drilled tray H100 for GREEN models		523x326x100
				72539624		Vassoio forato H80 per modelli SQUARE GN8/1 Drilled tray H80 for SQUARE GN8/1 models		635x513x80
				72539626		Vassoio forato H120 per modelli SQUARE GN8/1 Drilled tray H120 for SQUARE GN8/1 models		635x513x120



Composizioni vaschette inox / S/s pans compositions

Accessori / Accessories

Food Island GN6/1						Modello Model	Vaschette Pans	Supporti Support bar	H=100 mm	H=150 mm
GN 1/1	GN 1/1	GN 1/1	GN 1/1	GN 1/1	GN 1/1	FI 6-1 100 A	6 X GN1/1 COD. 74707010	5 X 72556044	x	
						FI 6-1 150 A	6 X GN1/1 COD. 74707065	5 X 72556044		x
GN 1/1	GN 1/1	GN 1/1	GN 1/1	GN 1/1	GN 1/2	FI 6-1 100 B	5XGN1/1 COD. 74707010 + 2XGN1/2 COD. 74707040	6 X 72556044	x	
					GN 1/2					
						FI 6-1 150 B	5XGN1/1 COD. 74707065 + 2XGN1/2 COD. 74707070	6 X 72556044		x
GN 1/1	GN 1/1	GN 1/1	GN 1/1	GN 1/2	GN 1/2	FI 6-1 100 C	4XGN1/1 COD. 74707010 + 4XGN1/2 COD. 74707040	6 X 72556044	x	
				GN 1/2	GN 1/2					
						FI 6-1 150 C	4XGN1/1 COD. 74707065 + 4XGN1/2 COD. 74707070	6 X 72556044		x
GN 1/1	GN 1/1	GN 1/1	GN 1/2	GN 1/2	GN 1/2	FI 6-1 100 D	3XGN1/1 COD. 74707010 + 6XGN1/2 COD. 74707040	6 X 72556044	x	
			GN 1/2	GN 1/2	GN 1/2					
						FI 6-1 150 D	3XGN1/1 COD. 74707065 + 6XGN1/2 COD. 74707070	6 X 72556044		x
GN 1/1	GN 1/1	GN 1/2	GN 1/2	GN 1/2	GN 1/2	FI 6-1 100 E	2XGN1/1 COD. 74707010 + 8XGN1/2 COD. 74707040	6 X 72556044	x	
		GN 1/2	GN 1/2	GN 1/2	GN 1/2					
						FI 6-1 150 E	2XGN1/1 COD. 74707065 + 8XGN1/2 COD. 74707070	6 X 72556044		x
GN 1/1	GN 1/2	GN 1/2	GN 1/2	GN 1/2	GN 1/2	FI 6-1 100 F	1XGN1/1 COD. 74707010 + 10XGN1/2 COD. 74707040	6 X 72556044	x	
	GN 1/2	GN 1/2	GN 1/2	GN 1/2	GN 1/2					
						FI 6-1 150 F	1XGN1/1 COD. 74707065 + 10XGN1/2 COD. 74707070	6 X 72556044		x
GN 1/2	GN 1/2	GN 1/2	GN 1/2	GN 1/2	GN 1/2	FI 6-1 100 G	12XGN1/2 COD. 74707040	7 X 72556044	x	
GN 1/2	GN 1/2	GN 1/2	GN 1/2	GN 1/2	GN 1/2					
						FI 6-1 150 G	12XGN1/2 COD. 74707070	7 X 72556044		x
GN 1/1	GN 1/1	GN 1/1	GN 1/2	GN 1/2	GN 1/3	FI 6-1 100 H	3XGN1/1 COD. 74707010 + 4XGN1/2 COD. 74707040 + 3XGN1/3 COD. 74707030	6 X 72556044	x	
			GN 1/2	GN 1/2	GN 1/3					
						FI 6-1 150 H	3XGN1/1 COD. 74707065 + 4XGN1/2 COD. 74707070 + 3XGN1/3 COD. 74707075	6 X 72556044		x
GN 1/1	GN 1/1	GN 1/1	GN 1/2	GN 1/3	GN 1/3	FI 6-1 100 I	3XGN1/1 COD. 74707010 + 2XGN1/2 COD. 74707040 + 6XGN1/3 COD. 74707030	6 X 72556044	x	
			GN 1/2	GN 1/3	GN 1/3					
						FI 6-1 150 I	3XGN1/1 COD. 74707065 + 2XGN1/2 COD. 74707070 + 6XGN1/3 COD. 74707075	6 X 72556044		x

Modello Model	Codice Code	Vaschette GN inox S/s GN pans	Dimensioni (mm) Dimensions (mm)
VGX2/100	74707003	GN 2/1	530x650x100
VGX2/150	74707063	GN 2/1	530x650x150
CVGX2	74706092	Coperchio GN 2/1 lid	530x650
VGX1/100	74707010	GN 1/1	530x325x100
VGX1/150	74707065	GN 1/1	530x325x150
CVGX1	74706090	Coperchio GN 1/1 lid	530x325
VGX2/3/100	74707028	GN 2/3	325x352x100
VGX2/3/150	74707068	GN 2/3	325x352x150
CVGX2/3	74706087	Coperchio GN 2/3 lid	325x352
VGX1/2/100	74707040	GN 1/2	325x265x100
VGX1/2/150	74707070	GN 1/2	325x265x150
CVGX1/2	74706080	Coperchio GN 1/2 lid	325x265
VGX1/3/100	74707030	GN 1/3	325x176x100
VGX1/3/150	74707075	GN 1/3	325x176x150
CVGX1/3	74706082	Coperchio GN 1/3 lid	325x176
VGX1/4/100	74707042	GN 1/4	265x162x100
VGX1/4/150	74707076	GN 1/4	265x162x150
CVGX1/4	74706084	Coperchio GN 1/4 lid	265x162
VGX1/6/100	74707043	GN 1/6	176x162x100
VGX1/6/150	74707078	GN 1/6	176x162x150
CVGX1/6	74706085	Coperchio GN 1/6 lid	176x162
VGX1/9/100	74707044	GN 1/9	176x108x100
CVGX1/9	74706078	Coperchio GN 1/9 lid	176x108

Modello Model	Codice Code	Vaschette GN policarbonato Polycarbonate GN pans	Dimensioni (mm) Dimensions (mm)
VGPI/65	74707116	GN 1/1	530x325x65
VGPI/100	74707110	GN 1/1	530x325x100
VGPI/150	74707112	GN 1/1	530x325x150
VGPI/200	74707114	GN 1/1	530x325x200
CVGP1	74706100	Coperchio GN 1/1 lid	530x325
VGPI/2/65	74707126	GN 1/2	325x265x65
VGPI/2/100	74707120	GN 1/2	325x265x100
VGPI/2/150	74707122	GN 1/2	325x265x150
VGPI/2/200	74707124	GN 1/2	325x265x200
CVGP1/2	74706102	Coperchio GN 1/2 lid	325x265
VGPI/3/65	74707146	GN 1/3	325x176x65
VGPI/3/100	74707140	GN 1/3	325x176x100
VGPI/3/150	74707142	GN 1/3	325x176x150
VGPI/3/200	74707144	GN 1/3	325x176x200
CVGP1/3	74706106	Coperchio GN 1/3 lid	325x176
VGPI/4/65	74707136	GN 1/4	265x162x65
VGPI/4/100	74707130	GN 1/4	265x162x100
VGPI/4/150	74707132	GN 1/4	265x162x150
CVGP1/4	74706104	Coperchio GN 1/4 lid	265x162
VGPI/6/65	74707156	GN 1/6	176x162x65
VGPI/6/100	74707154	GN 1/6	176x162x100
VGPI/6/150	74707152	GN 1/6	176x162x150
CVGP1/6	74706108	Coperchio GN 1/6 lid	176x162
VGPI/9/65	74707166	GN 1/9	176x108x65
VGPI/9/100	74707160	GN 1/9	176x108x100
CVGP1/9	74706110	Coperchio GN 1/9 lid	176x108
SUPP530	72556044	Supporto vaschette GN GN tray support bar	530x20
VASSBLUE	74707262	Vassoio fondo - Bottom tray BLUE - BLUE VISION - PLATINUM	532X326
SOV80-4	74708009 x 4	Sovrapprezzo per kit 4 ruote diametro 80 mm (H 109mm) con freno Price increase for 80 mm diameter 4 wheels kit (h 109mm) with brake	
SOV80-6	74708009 x 6	Sovrapprezzo per kit 6 ruote diametro 80 mm (H 109 mm) con freno (mod. Blue Platinum e Blue 6/1) Price increase for 80 mm diameter 6 wheels kit (H 109 mm) with brake (models Blue Platinum and Blue 6/1)	



Our business is enhancing **your business**

AFINOX s.r.l via Venezia, 4
35010 MARSANGO (PD) - Italy

Tel. +39 0499638311
Fax +39 049552688

e-mail: comm@afinox.com

**AZIENDA CON SISTEMA
DI GESTIONE QUALITÀ
CERTIFICATO DA DNV GL
= ISO 9001 =**



Afinox, la cui politica è quella di un continuo perfezionamento, si riserva il diritto di apportare modifiche tecniche in qualsiasi momento senza preavviso.
Afinox, whose policy is the ongoing pursuit of perfection, reserves the right to make technical changes of any sort and at any time, without fore-notice.

afinox.com