

VRS2005V

Ref: 1



Ref: 2

Temperature range/Range di temperatura +2/+7° C

Doors, drawers/porte, cassetti

Top mounted s/s AISI 304 pan coolers for topping and ingredients, different lengths available (from 1100 mm to 2560 mm). Set up for GN1/3 H max = 150mm pans (not included), adaptable for GN1/2, 1/4, 1/6, 1/9 pans. Static refrigeration. Digital controller. Water drain at the bottom (easy cleaning). Available without glass cover (Mod. S), with glass cover (Mod. V) or with s/s lid (Mod. K).

Refrigeratori a vaschette da appoggio per condimenti e farciture in acciaio inox AISI 304, disponibili in varie lunghezze (da 1100 mm a 2560 mm). Allestimento per vaschette GN1/3 H max = 150mm (non comprese), adattabile con supporti optional a vaschette GN1/2, 1/4, 1/6, 1/9. Refrigerazione statica. Controller digitale. Scarico su fondo (pulizia facilitata). Disponibili senza vetro (Mod. S), con vetro (Mod. V) o con coperchio inox (Mod. K).

Maximum Shelves N°/ Max Ripiani N°:

Maximum Pans N°/ Max Vaschette N°: 9 GN 1/3

All specifications are subject to change without notice. *Dati tecnici soggetti a modifiche senza preavviso.*

The Picture (Ref: 1), the description (Ref: 2) and the technical drawing (Ref: 5) refer to the product range. Dimensional Data (Ref: 3) and Technical Data (Ref: 4) refer to the specific code (Ref: 6).

L'immagine (Ref: 1), la descrizione (Ref: 2) e il disegno tecnico (Ref: 5) sono relativi alla famiglia prodotto. Dati di dimensione (Ref: 3) e Dati Tecnici (Ref: 4) sono specifici del codice indicato (Ref: 6).

Afinox s.r.l. via Venezia 4 - 35010 - Campo San Martino - Padova (PD) - ITALY - Tel. +39 0499638311 / e-mail: comm@afinox.com / web: www.afinox.com

Ref: 6 **Code/Codice 7VS20G3D2AA01**

Pag. 1 / 3

Rev.: **1 / 2018**

Dimensional Data/Dati di dimensione:

Ref: 3

External dimensions (mm) WxDxH <i>Dimensioni Esterne (mm) LxPxH</i>	2005x395x425	Insulation Thickness (mm) <i>Spessore di isolamento (mm)</i>	30
Internal Dimensions (mm) WxDxH <i>Dimensioni interne (mm) LxPxH</i>		Internal Volume (l) <i>Volume Interno (l)</i>	
Packing Dimensions (mm) WxDxH <i>Dimensioni Imballo (mm) LxPxH</i>	2075x460x580	Gross Weight (Kg) <i>Peso Lordo (Kg)</i>	80
		Net Weight (Kg) <i>Peso Netto (Kg)</i>	72

Technical Data/Dati Tecnici:

Ref: 4

Power supply (V/Ph/Hz) <i>Alimentazione (V/P/Hz)</i>	230 / 1 / 50	Noise (db) 5m <i>Rumore (db) 5m</i>	48
Yearly Energy Consumption (kWh/annum) <i>Consumo energetico Annuo (kWh/annum)</i>		Daily energy consumption (kWh/24h) <i>Consumo energetico 24H (kWh)</i>	
Nominal power consumption (W) <i>Potenza assorbita (W)</i>	247**	Maximum absorbed current (A) <i>Massima corrente assorbita (A)</i>	5,03
Energy efficiency class <i>Classe Energetica</i>		Climatic Class <i>Classe Climatica</i>	3 (25°C - 60%)
Blast chilling yield (Kg) *** <i>Resa Abbattimento (Kg) ***</i>		Refrigerating power (W) <i>Potenza Frigorifera (W)</i>	522**
Shock freezing yield (Kg) *** <i>Resa Surgelazione (Kg) ***</i>		Gas	R290 - GWP 3 - Kg 0,70
Compressor/ <i>Compressore</i>	EMT6165U	Controller	EV3B

* (-30/+45° C), ** (-10/+45° C)

Hood/Sovrastruttura

*** The blast chilling & shock freezing yields, expressed in Kg or lb are indicative and not binding. The food cooling time depends on its composition and sizing. The actual cooling time for various food might be different from the indicated one.

*** Le rese in abbattimento e in surgelazione espresse in Kg o lb sono indicative e non vincolanti. Il tempo di raffreddamento degli alimenti dipende dalla loro composizione e dimensione. Il tempo di raffreddamento reale dei vari alimenti, potrebbe essere diverso da quello indicato.

All specifications are subject to change without notice. *Dati tecnici soggetti a modifiche senza preavviso.*

The Picture (Ref: 1), the description (Ref: 2) and the technical drawing (Ref: 5) refer to the product range. Dimensional Data (Ref: 3) and Technical Data (Ref: 4) refer to the specific code (Ref: 6).

L'immagine (Ref: 1), la descrizione (Ref: 2) e il disegno tecnico (Ref: 5) sono relativi alla famiglia prodotto. Dati di dimensione (Ref: 3) e Dati Tecnici (Ref: 4) sono specifici del codice indicato (Ref: 6).

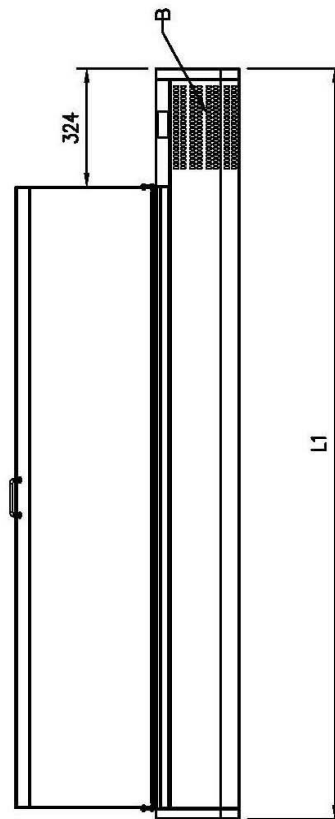
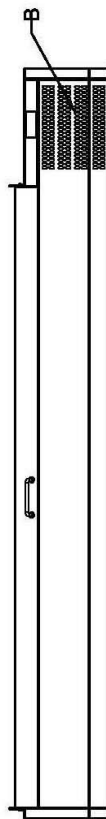
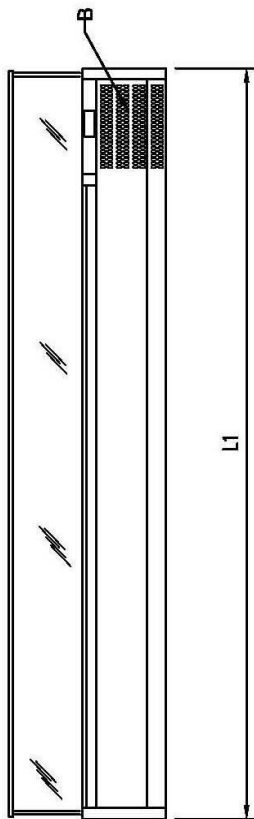
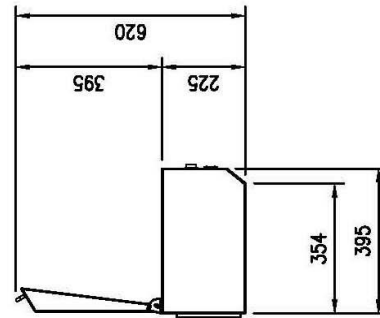
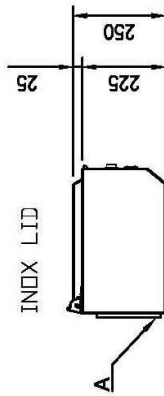
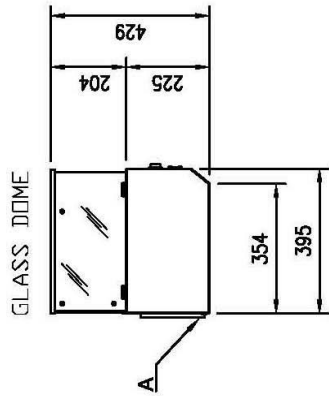
Afinox s.r.l. via Venezia 4 - 35010 - Campo San Martino - Padova (PD) - ITALY - Tel. +39 0499638311 / e-mail: comm@afinox.com / web: www.afinox.com

Ref: 6 Code/Codice 7VS20G3D2AA01

Pag. 2 / 3

Rev.: 1 / 2018

L1
1100
1260
1300
1450
1815
2005
2560



A= ELECTRICAL CONNECTION
B= GAS CONNECTION $\varnothing 6 \varnothing 10$

All specifications are subject to change without notice. *Dati tecnici soggetti a modifiche senza preavviso.*

The Picture (Ref: 1), the description (Ref: 2) and the technical drawing (Ref: 5) refer to the product range. Dimensional Data (Ref: 3) and Technical Data (Ref: 4) refer to the specific code (Ref: 6).

L'immagine (Ref: 1), la descrizione (Ref: 2) e il disegno tecnico (Ref: 5) sono relativi alla famiglia prodotto. Dati di dimensione (Ref: 3) e Dati Tecnici (Ref: 4) sono specifici del codice indicato (Ref: 6).

Afinox s.r.l. via Venezia 4 - 35010 - Campo San Martino - Padova (PD) - ITALY - Tel. +39 0499638311 / e-mail: comm@afinox.com / web: www.afinox.com

Ref: 6 Code/Codice 7VS20G3D2AA01