

Modular ice maker up to 414 kg - Vertical evaporator system

Hotel	████████████████████
Restaurant	████████████████████
Fast food	████████████████████
Bar	████████████████████
Disco	████████████████████
Fish market	████████████████████
Supermarket	████████████████████
Medical & SPA	████████████████████
Industry	████████████████████

► Position n°



► Features & Plus

- Single and crystal cube
- AISI 304 SS Scotch Brite finish
- Tropical class +43°C
- Removable and cleanable air filter
- Air or water cooling system
- Easy cleanable internal rounded surface
- RoHS Free
- Electromechanical operation
- ON-OFF rocker switch
- Automatic washing system
- Standard and special voltages



Single and crystal cube



AISI 304 SS Scotch Brite finish

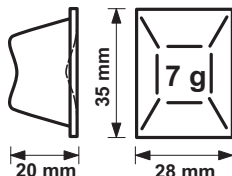


Removable and cleanable air filter

► Usable Bins

- Bin 240PE
- Bin 200
- Bin 350
- Double Roller Bin 100

► Available ice cube size




► Prod. 24h

Air temp.	Water temp.		Kg	Lbs	
	10° C	50° F			10° C
10° C	50° F	10° C	50° F	414	913
21° C	70° F	15° C	60° F	400	882

► Certifications available for this model



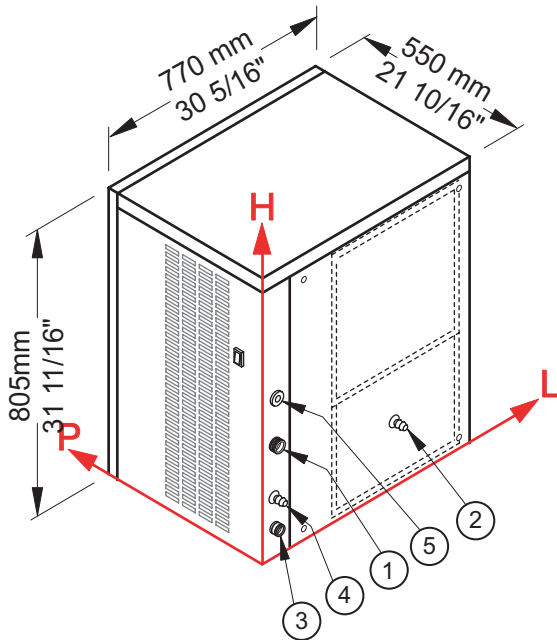


Fast Ice

VM 900



Modular ice maker up to 414 kg - Vertical evaporator system



► Working conditions

- Location: **Indoor**

	Min	Max
Ambient temperature	+10° C / +50° F	+43° C / 110° F
Water temperature	+3° C / +37° F	+32° C / +90° F
Voltage	-10%	+10%
Water inlet pressure	1bar (14 psi)	6bar (84 psi)

► Performances

	Air temperature	Water temperature					
		10° C	50° F	15° C	60° F	21° C	70° F
	10° C	414 kg					
	50° F		913 lbs				
	21° C			400 kg			
	70° F				882 lbs		
	32° C					334 kg	
	90° F						736 lbs

► Connections

All measures are referred to the down-left corner (L-H-Ø)

- ① Water in.: 38 mm / 1 8/16" - 252 mm / 9 15/16" - 3/4"
- ② Cond. water in.: 375 mm / 14 12/16" - 115 mm / 4 8/16" - 12 mm / 8/16"
- ③ Water out.: 32 mm / 1 4/16" - 40 mm / 1 9/16" - 24 mm / 15/16"
- ④ Cond. water out.: 28 mm / 1 2/16" - 93 mm / 3 11/16" - 12 mm / 8/16"
- ⑤ Electrical connections: 33 mm / 1 5/16" - 323 mm / 12 11/16"
- ② ④ Only water cooling systems

► Technical information

Production in 24h	400 kg / 882 lbs	Water consumption	A: 1,8 l/kg - 21,5 gal/100 lbs
Cooling system	A - W		W: 13 l/kg - 155,8 gal/100 lbs
Kind of cube	7g	Sizes (L-P-H mm)	770 - 550 - 805
Refrigerant	R404A	(L-P-H in)	30 5/16 - 21 10/16 - 31 11/16
Standard voltage	220-240 V ~ 50 Hz	Sizes with pack (L-P-H mm)	815 - 615 - 980
Electrical consumption	3000 W	(L-P-H in)	32 1/16 - 24 3/16 - 38 9/16
Fuse	32 A	Net weight	113 kg / 249 lbs
Finish	AISI 304 stainless steel, scotch brite	Gross weight	124 kg / 273 lbs

All the technical information need to be considered at the following conditions:

- Standard Cube (7 g)
- Ambient temperature +21° C
- Water temperature +15° C
- Electrical consumption at +43° C (standard voltage)

Models and specifications are subject to change without notice



BREMA ICE MAKERS SPA

Via dell'Industria 10,
20020 Villa Cortese (MI), Italy

tel. +39 0331 434811
fax +39 0331 433833

www.bremaice.it
info@bremaice.it

Bim + Data
download



Installation



We are Brema

