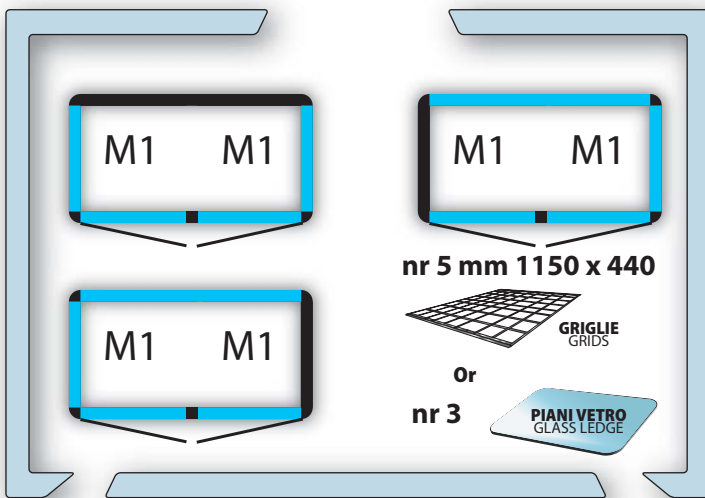
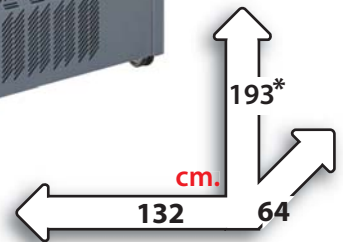


P	+10/+2	1	0,8	935	235	272
NT	-15/-25	1	1,2	935	245	282

NFP	+10/-5	1	0,68	880	238	275
NFN	+5/-25	1	1,2	880	248	285

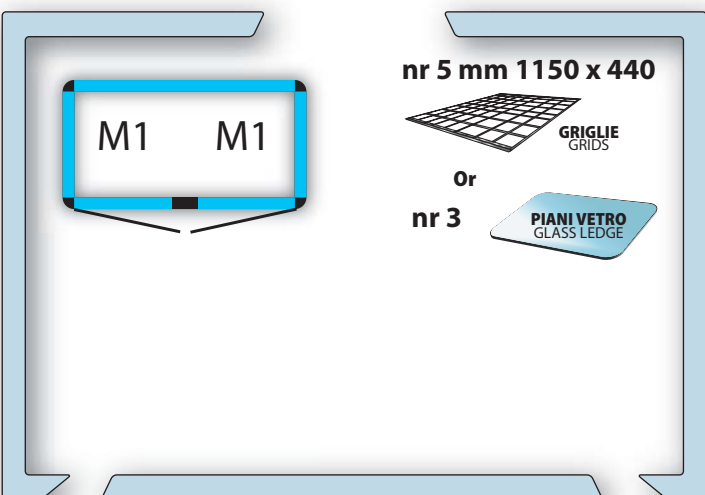


\*modelli statici cm 188  
static model cm 188



P	+10/+2	1	0,8	935	235	272
NT	-15/-25	1	1,2	935	245	282

NFP	+10/-5	1	0,68	880	238	275
NFN	+5/-25	1	1,2	880	258	297



\*modelli statici cm 188  
static model cm 188

