



**cisaplast** S.R.L.



**FRAME FOR COLDROOM  
GIANT H1639 - SUPERGIANT H1844**

## Frames type **GIANT H1639** for assembling on cold room

**NT - NHT normal temperature**  
**LT low temperature**

SIZE				ELECTRICAL SPECIFICATIONS				
Model	Frame Size LF x HF	Pass-Through Opening LL x HL	Door Size LP x HP	Power of NT (1) Version (W)	Power of NHT (2) Version (W)	Power of LT (3) Version (W)	Number of Lamps	Power of Lighting System (W)
FRAME WITH 1 DOOR	795 x 1639	706 x 1553	760 x 1601	63	95	267	2	160
FRAME WITH 2 DOORS	1564 x 1639	706 x 1553		115	179	508	3	240
FRAME WITH 3 DOORS	2342 x 1639	706 x 1553		168	264	749	4	320
FRAME WITH 4 DOORS	3123 x 1639	706 x 1553		220	348	991	5	400
FRAME WITH 5 DOORS	3898 x 1639	706 x 1553		274	434	1233	6	480

## Frames type **SUPERGIANT H1844** for assembling on cold room

**NT - NHT normal temperature**  
**LT low temperature**

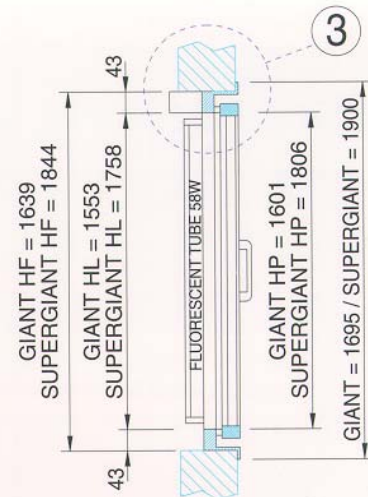
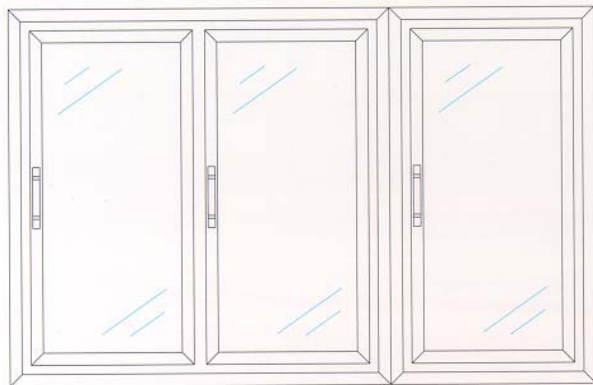
SIZE				ELECTRICAL SPECIFICATIONS				
Model	Frame Size LF x H	Pass-Through Opening LL x HL	Door Size LP x HP	Power of NT (1) Version (W)	Power of NHT (2) Version (W)	Power of LT (3) Version (W)	Number of Lamps	Power of Lighting System (W)
FRAME WITH 1 DOOR	795 x 1844	706 x 1758	760 x 1806	68	103	282	2	160
FRAME WITH 2 DOORS	1564 x 1844	706 x 1758		122	192	535	3	240
FRAME WITH 3 DOORS	2342 x 1844	706 x 1758		178	283	789	4	320
FRAME WITH 4 DOORS	3123 x 1844	706 x 1758		233	373	1043	5	400
FRAME WITH 5 DOORS	3898 x 1844	706 x 1758		289	464	1298	6	480

- (1) NT** - heated frame
- (2) NHT** - heated frame - heated door frame
- (3) LT** - heated frame - heated door frame - heated glass

**GENERAL CHARACTERISTICS: ALUMINIUM PROFILE CHEMICAL SILVER ANODIZED - DOORS WITH TRIPLE GLASS - FLUORESCENT TUBES OF 58W - CONVENTIONAL BALLASTS OF 230V 50Hz ( ON REQUEST FOR DIFFERENT VOLTAGES AND FREQUENCIES ).**

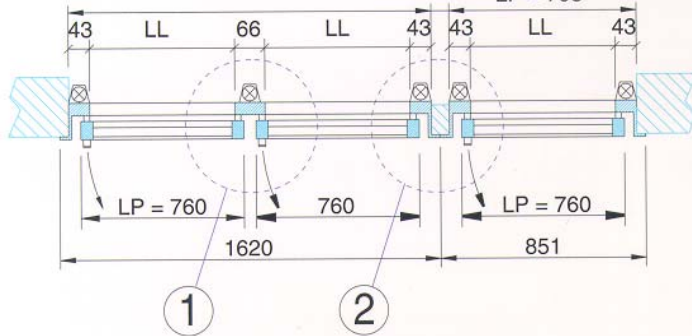
The company reserves the right to modify these models without notice.

# GIANT AND SUPERGIANT SIZE

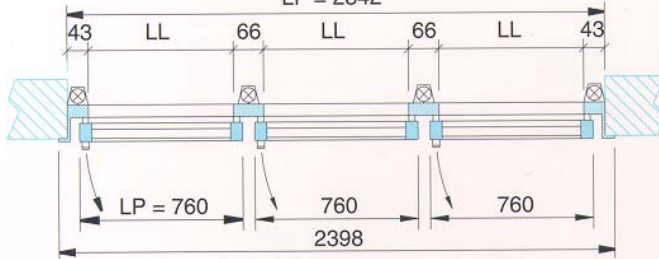


FRAME WITH 2 DOORS  
LF = 1564

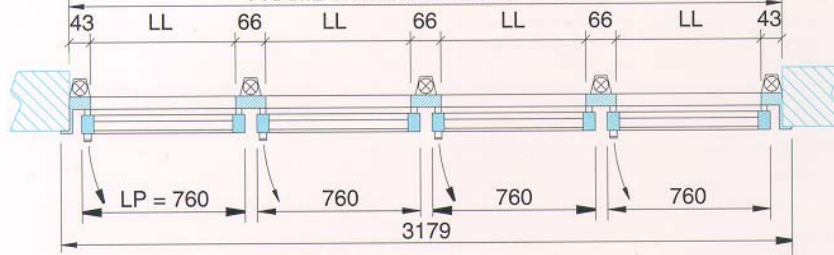
FRAME WITH 1 DOOR  
LF = 795



FRAME WITH 3 DOORS  
LF = 2342



FRAME WITH 4 DOORS LF = 3123



FRAME WITH 5 DOORS LF = 3898

